



DuraBOX®

Dejana's DuraBox® Bodies are designed for cab/chassis applications and have been engineered with a variety of heavy-duty features to provide years of dependable service. A wide range of sizes and configurations are also available to fit almost any chassis requirement from 9' to 26' in length and up to 102" of interior height.


DuraBox Bodies are available as either aluminum sheet and post (up to 26') or FRP (up to 24'). The aluminum design features .040" pre-painted aluminum sheet with galvanized "Z" posts on 16" centers, 2" spacing on seams, and 4" on ribs. Fiberglass Reinforced Plywood (FRP) sidewalls are also available that provide a smooth, clean exterior look that's great for graphics.

Units come standard with a 10" aluminum diamond plate radius to protect the front edge from damage and heavy-duty extruded aluminum corners. Rear posts are manufactured with 4" x 5" heavy-duty 12 Ga. steel that is specifically designed to accommodate railgate and liftgate installation.



What Makes a Dejana DuraBOX® Outlast the Competition...

Standard Features Engineered for Maximum Strength and Durability




- ① 4" Structural steel longills
- ② 3" I-Beam crossmembers, spaced on 16" centers
- ③ Beefy 4" x 5" Rear posts with 12 ga. galvaneal frame construction suitable for railgates & liftgates



DuraBOX® Choices:






Flat Floor or Wheel Boxes



Plywood Walls or Slats



Roll-up Door or Barndoor







- Recessed running lights



- 10" diamondplate front radius to protect from branches and debris.
- 5" radius aluminum corner castings



- One piece aluminum roof panels, glued with an aviation grade adhesive.
- Optional 3 bow ladder rack



- .040" pre-painted aluminum sheet with galvanized "Z" posts on 16" centers.
- 2 bolts into the extrusion to the I-beam for maximum rigidity.
- 2" rivet spacing on seams and 4" on ribs



- 2x6 tongue & groove pine (standard); Shiplap laminated hardwood floor (Optional)
- Floor flush with end plate
- Integral drain trough



- Extreme duty composite roll-up rear door stainless steel/ alum. Hardware 1" diameter HD roller hinges
- (2) Assist handles



- Anti snag roof bows
- .032 Aluminum roof
- No exposed wiring

Other Standard Features:

DURABOX FEATURES:

- Complete undercoating of body structure
- Incandescent marker lights
- Interior dome light

ALUMINUM FEATURES:

- 1/2" Plywood, Front
- 3/8" Plywood, Sides

FIBERGLASS REINFORCED PLYWOOD (FRP) FEATURES:

- 1/2" FRP front panel
- .063 Aluminum tread-brite front radius
- 1/2" FRP one piece wall construction




D-Rings or E-Track (recessed or surface mounted)



Full Width Step Bumper or ICC Bumper



Incandescent or LED Lighting



recessed


surface mounted



DuraBOX[®] Options



Side Door




Hardwood Flooring & Scuff Plates




Forklift Package



Aluminum Ladder Bows



Crossover Mirror




Translucent Roof



Aluminum Sliding Ramp



Aluminum Catwalk



Backup Camera

Other Options:

- Backup alarm
- 12" scuff plate
- Lift gates
- Access Ladder
- Aimable Spot Light
- 23" Threshold Plate
- Aluminum Ladder Bows
- Up to 12' - 3 Bow minimum
- 14' - 4 Bow minimum

Body Length	9'	10'	12'	14'	16'	18'	20'	22'	24'	*26'
Exterior Body Length	9' 5"	10' 5"	12' 5"	14' 5"	16' 5"	18' 5"	20' 5"	22' 5"	24' 5"	26' 5"
Interior Usable Length - Barn Door	9'	10'	12'	14'	16'	18'	20'	22'	24'	26'
Interior Usable Length - Roll Up	8' 9½"	9' 9½"	11' 9½"	13' 9½"	15' 9½"	17' 9½"	19' 9½"	21' 9½"	23' 9½"	25' 9½"

* Aluminum Only

Body Height	78"		84"		90"		96"		102"	
	Alum.	FRP	Alum.	FRP	Alum.	FRP	Alum.	FRP	Alum.	FRP
Interior Body Height	78.25"	78.25"	84.25"	84.25"	90.25"	90.25"	96.25"	96.25"	102.25"	102.25"
Exterior Body Height	85.25"	85.25"	91.25"	91.25"	97.25"	97.25"	103.25"	103.25"	109.25"	109.25"
Interior Body Width	92.25"	94.25"	92.25"	94.25"	92.25"	94.25"	92.25"	94.25"	92.25"	94.25"
Exterior Body Width	96"	96"	96"	96"	96"	96"	96"	96"	96"	96"
Rear Door Opening Height	73.375"	73.375"	79.375"	79.375"	85.375"	85.375"	91.375"	91.375"	97.375"	97.375"
Rear Door Opening Width	88"	88"	88"	88"	88"	88"	88"	88"	88"	88"

2) Outside height dimensions include the roof crown but do not include the body long sills or chassis sleeper pads.

3) Roll up rear door will protrude approximately 1" to 1 1/2" into the top of the door opening when in the up position.

DEJANA[®]
Truck and Utility Equipment

500 Pulaski Rd
Kings Park, NY 11754
1.877.335.2621
www.DEJANA.com

180720FD-01