


KNAPHEIDE

FREIGHTLINER MECHANICS TRUCKS



YOUR WORK. YOUR VEHICLE. TRUST



www.knapheide.com



KNAPHEIDE MECHANICS TRUCKS

Knapheide Mechanics Trucks come equipped with standard features to help you get the job done. With secure side compartments and an oversized cargo space, you can carry everything you need.

Choose a Knapheide Mechanics Truck for the durability and functionality that stands above the rest.

Freightliner chassis are compatible with KMT2 and KMT3 Mechanics Truck models.

KMT2/KMT3

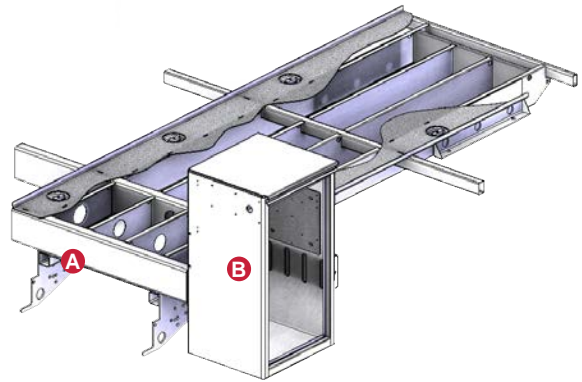
Knapheide KMT2 and KMT3 Mechanics Trucks are compatible with class 6–8 trucks.



KMT2
*Body may be shown with optional features

STANDARD FEATURES

- A** Unique torq-isolator crane support system transfers lift forces into the full length torsion box subframe and outriggers, and not the side compartments
- B** Reinforced rear vertical curb side compartment is independent of all other side compartments, eliminating flexing and twisting of side packs
- C** Double paneled doors made of galvaneal steel (14 ga. outer panel, 20 ga. inner panel) are reinforced with internal braces for durability
- D** Vertical compartment doors employ double spring-loaded, over center retainers for elimination of involuntary swing
- E** Thick automotive bulb-type neoprene door seals protect your compartments from the outside elements
- F** Stainless steel T-handle twist latch for easy opening and closing of compartment doors
- G** All stainless steel continuous hinges for unmatched security
- H** Master Locking System locks down all compartments on one side with one motion for an extra layer of security
- I** Knapliner work surface bumper with lockable through-compartment, a vise plate and two grip strut flex steps
- J** Two heavy duty aluminum grab handles installed on both sides at rear of the body for easy cargo area access
- K** LED S/T/T and B/U light located at the rear of the body
- L** 16" high double panel slam tailgate with center latch and flat space for displaying company graphics



- M** Knapliner applied to cargo floor, sides, compartment tops, bulkhead, bumper and tailgate for durability
- N** Adjustable divider shelves with a 250lb. maximum load capacity for increased organization
- O** Welded on cab protector with fully punched window for visibility
- P** Four LED work lights installed for improved working conditions in low light conditions (two at rear, one each side)
- Q** Hydraulic out and down curbside outrigger and hydraulic down street side outrigger for crane stability during lifting operations
- R** 60,000 ft.-lbs. crane with 21' hydraulic reach provided by a two stage hydraulic extension (KMT2) / 70,000 ft.-lbs. crane with 30' hydraulic reach provided by a two stage hydraulic extension (KMT3)
- S** Planetary winch provides a 60 ft. per minute single line speed

SPECIFICATIONS

Model	GVWR Minimum/Range	Bumper	Body Length	Compartment Height	Compartment Depth	Cargo Area Width	Tops & Backs	Rear Hitch
KMT2-11	26,000	24" with step down	11'	60"	22"	50"	1/8" tread plate	Pintle mount plate below bumper
KMT2-13	26,000	24" with step down	13'	60"	22"	50"	1/8" tread plate	Pintle mount plate below bumper
KMT2-14	26,000	24" with step down	14'	60"	22"	50"	1/8" tread plate	Pintle mount plate below bumper
KMT3-14	33,000+	24" with step down	14'	60"	22"	50"	1/8" tread plate	Pintle mount plate below bumper

STANDARD FEATURES *continued*

- T** Hexagonal boom eliminates boom flex and lateral movement for ultimate stability
- U** 35 CFM rotary screw hydraulic compressor in 11' models, 60 CFM in 14' models (KMT2) / 60 CFM rotary screw hydraulic compressor (KMT3)
- V** 50' x 1/2" compressor hose reel and roller fairlead through curbside rear vertical compartment

Other features, not pictured:

- Extreme duty aluminum mechanic 7-drawer set, 10 drawer set in 14' models (KMT2) / Extreme duty aluminum mechanic 10-drawer set (KMT3)
- Sortimo part storage containers in horizontal compartment, extreme duty aluminum mechanic 3-drawer set in 14' models (KMT2) / Extreme duty aluminum mechanic 3-drawer set in horizontal compartment (KMT3)
- Multi-function radio remote control provides convenient complete control of the crane
- 6 D-ring cargo tie downs installed in the cargo floor with a 6,000 lb. maximum capacity
- Floor is comprised of 3/16" tread plate
- Compartment bottoms and end panels comprised of 12 ga. galvalume steel
- Bodies are fully protected with Knapheide's water-based undercoating
- Complete immersion in Knapheide's electrodeposition prime paint system for superior corrosion protection



KMT2
*Body may be shown with optional features

POPULAR OPTIONS



Codeable Padlock



Cargo Cover



Auxiliary Lighting



LED Compartment Lights



Steel Mechanic Drawers



Additional
Mechanic Drawers



Lube Skid



Welder



APU Unit



Sortimo



Wheel Chock Holders



Vise



COMMITMENT TO CORROSION RESISTANCE

Corrosion shouldn't be a concern when you buy quality Knapheide products. To give you the best protection from corrosion, we installed our state-of-the-art, custom-designed electrodeposition prime paint system. Our E-coat system bonds prime paint to steel by an electroplating process, to give you a superior coat of primer resulting in better corrosion protection compared to spraying methods. Complete immersion in our E-coat results in a prime coat that provides the best chemical and solvent resistance.

Because of our commitment to corrosion resistance, you should never worry about the quality of your Knapheide products.



- No Rust Through
- Free from Defects in Workmanship
- Free from Defects in Materials



SINCE 1848

The Knapheide Manufacturing Company
1848 Westphalia Strasse | Quincy, Illinois 62305

(217) 222-7131




www.knapheide.com



knapheide@knapheide.com

For more information:



Specifications subject to change without notice.
Some models shown with optional equipment.

DON'T TAKE YOUR EQUIPMENT TO THE SHOP.
**TAKE YOUR SHOP
TO THE EQUIPMENT**
KNAPHEIDE MECHANICS TRUCKS



SINCE 1848

Since 1848, The Knapheide Manufacturing Company has continued to be an industry leader, with a vast distribution network and expert staff ready to help.