

# KNAPKAP



[www.knapheide.com](http://www.knapheide.com)

YOUR WORK. YOUR VEHICLE. TRUST





# KNAPKAP

With the most comprehensive lineup of commercial truck toppers, there is a KnapKap to fit any need. All KnapKaps feature secure storage and a wide range of configurations.

When you need a tough, quality commercial truck topper, look no further than the KnapKap.

## UTILITY SERIES

With standard or optional full double rear doors and large side doors, the Utility Series will enhance your cargo access and organization to get more done in a day's time.

If you are looking for a commercial truck topper with the best features and function, then the KnapKap Utility Series is for you.

SUPREME UTILITY



PRO CH  
(CAB HIGH)



ULTRA CAB  
HIGH UTILITY



PRO CH-S  
(CAB HIGH-SPORT)



HDS  
(HEAVY DUTY STEEL)



PRO OC  
(OVER CAB)



ACU  
(ALUMINUM COMMERCIAL  
UTILITY)



PRO COVER



# KNAPKAP SUPREME UTILITY

Get the most out of your pickup with the KnapKap Supreme Utility.

Commercial grade reinforced fiberglass, oversized doors, accessibility, durability and lightweight construction make the KnapKap Supreme Utility the best commercial topper available.

## APPLICATION

The Supreme Utility fits full-size, 8' bed pickup trucks. See our compatibility matrix for model availability.

## SPECIFICATIONS

**Weight:** 300 lbs.

**Height:** 28" Above Frame Rail

**Length:** 101"


**Width:** 73"

**Side Door Opening:** 79.5" W x 22" H

**Rear Door Opening:** 49" W x 44.4" H

## STANDARD FEATURES/CONFIGURATION

- |  |   |
|--|---|
| <p><b>A</b> Oversized reinforced fiberglass side access doors with automotive 3-point latching T-Handles</p> <p><b>B</b> Double full recessed rear doors with no windows, with automotive 2-point latching paddle handle</p> <p><b>C</b> Full length heavy duty stainless steel hinges</p> <p><b>D</b> Roof reinforced for ladder racks with 500 lb. capacity</p> <p><b>E</b> Molded drip rail around side doors with automotive grade seal to prevent leaks</p> | <p><b>F</b> Automotive grade double seal between KnapKap and truck bed</p> <p><b>G</b> Impact resistant cover on inside of rear doors</p> <p><b>H</b> LED dome light with door-activated switch</p> <p><b>I</b> Base coat, clear coat, automotive color match paint</p> <p><b>J</b> LED third brake light</p> <p><b>K</b> Molded with Advanced Structural Composites (ASC)<br/><i>ASC is a special blend of FRP consisting of polymer resin reinforced with glass, carbon and Kevlar for one of the highest strength to weight ratios in the automotive industry.</i></p> |
|--|---|



\*Body may be shown with optional features

## OPTIONS

- |  |   |
|--|---|
| <ul style="list-style-type: none"> <li>• Front window with security screen</li> <li>• Rear windows, tinted radius with security screens</li> <li>• LED side door lights with door activated switch</li> <li>• No-drill mounting system</li> <li>• Side toolbox options</li> <li>• Backup camera</li> </ul> | <ul style="list-style-type: none"> <li>• Sortimo Boxxes</li> <li>• Ladder rack – Prime Design</li> <li>• Material rack</li> <li>• Jet Rack – interior ladder rack</li> <li>• Strobe light bracket (for Prime Design Rack)</li> <li>• Cargo slide options</li> </ul> |
|--|---|

## KAPSULE OPTION

Add the Capsule option to turn your Supreme Utility into a fully enclosed unit.

- Fully utilizes bed space for maximum storage
  - Full 49" width between wheel wells
- Easy install and transfer from one truck to another
- All Supreme Utility options available
- Adds 150 lbs. to unit weight



## ULTRA CAB HIGH UTILITY

Designed to match the cab height of your truck, the KnapKap Ultra Cab High Utility is light, efficient and durable.

With full access to your cargo with double vertical rear doors, improve your efficiency with this KnapKap.

## APPLICATION

The Ultra Cab High Utility fits midsize and full-size pickups, with short or long beds. See our compatibility matrix for model availability.

## SPECIFICATIONS

The Ultra Cab High Utility is specifically molded for the shape and height of your truck.

## STANDARD FEATURES/CONFIGURATION

- |   |   |
|---|---|
| <b>A</b> Fiberglass side access doors with automotive 3-point latching T-Handles  | <b>F</b> Automotive grade double seal between KnapKap and truck bed   |
| <b>B</b> Double (60-40 split) full, recessed rear doors with no windows, with automotive 2-point latching paddle handle | <b>G</b> Impact resistant cover on inside of rear doors   |
| <b>C</b> Full length heavy duty stainless steel hinges  | <b>H</b> LED dome light with door-activated switch  |
| <b>D</b> Insulated and reinforced roof for ladder rack application  | <b>I</b> Base coat, clear coat, automotive color match paint  |
| <b>E</b> Automotive door seal with water shielding system around side and rear doors                                    | <b>J</b> LED third brake light  |
|   | <b>K</b> No-drill mounting system   |
|   | <b>L</b> Molded with Advanced Structural Composites (ASC)<br><i>ASC is a special blend of FRP consisting of polymer resin reinforced with glass, carbon and Kevlar for one of the highest strength to weight ratios in the automotive industry.</i> |



\*Body may be shown with optional features

## OPTIONS

- |  |   |   |
|--|---|---|
| <ul style="list-style-type: none"><li>• Front window with security screen</li><li>• Rear windows, tinted radius with security screens</li><li>• Backup camera</li><li>• Side toolbox options</li><li>• LED side door lights with door-activated switches</li></ul> | <ul style="list-style-type: none"><li>• Ladder rack – Prime Design</li><li>• Material rack</li><li>• Strobe light bracket</li><li>• Jet Rack – interior ladder rack</li><li>• Cargo slide options</li><li>• Side “windoors”</li></ul> | <ul style="list-style-type: none"><li>• Solid sides (no doors or windows)</li><li>• Oversized, curved side sliding windows with removable sliding screens</li></ul> |
|--|---|---|

# KNAPKAP

## HDS (HEAVY DUTY STEEL)

Tough and dependable, the fully welded KnapKap HDS is tough and durable.

## APPLICATION

The HDS is available in multiple heights, lengths and widths to fit today's working pickups. Select the configuration that works for your job.

## STANDARD FEATURES

- Rugged, fully welded galvaneal steel construction
- Double panel side and rear doors with full-length heavy duty stainless steel hinges
- Automotive door seal around all doors
- Third brake light
- T-Handle twist lock with 3-point contact for positive closure and door security
- Complete immersion in Knapheide's E-Coat system for superior corrosion resistance

### KNAPKAP HDS WITH VERTICAL REAR DOORS



- 25" and 33" heights
- Short bed and long bed applications



### KNAPKAP HDS WITH HORIZONTAL REAR DOOR



- 25" and 33" heights
- Short bed and long bed applications



### KNAPKAP HDS CLASSIC SERIES WITH HORIZONTAL REAR DOOR



- 21" and 29" heights
- Long bed applications only



\*Bodies may be shown with optional features

## OPTIONS

- Ladder rack
- Dome light
- Toolbox options
- Shelving packages
- Side door windows
- Vertical rear doors with or without windows





## ACU (ALUMINUM COMMERCIAL UTILITY)

With economy and efficiency in mind, the KnapKap ACU can be configured to best suit what you need to get the job done.

## STANDARD FEATURES/CONFIGURATION

- .035" thick aluminum exterior with white baked enamel paint
- Three side welded interior framework welded to aluminum mounting rails
- Half lift-up rear door with folding T-Handles
- Full-length side doors with folding T-Handles
- Solid front – No window
- LED third brake light
- Automotive seal around all doors
- 3-year warranty

\* Upgrade to ACU Premier for a .040" aluminum exterior

## CUSTOMIZABLE OPTIONS

### CHOOSE YOUR HEIGHT

- ☐ 23"
- ☐ 26"
- ☐ 30"

### FRONT WINDOW OPTIONS

- ☐ Front picture window
- ☐ Front picture window with security screens

### REAR DOOR CONFIGURATIONS

- ☐ Half lift-up door with radius window
- ☐ Double rear doors – With windows
- ☐ Double rear doors – No window
- ☐ Double rear doors – With windows and security screens

### SIDE DOOR OPTIONS

- ☐ Double doors
- ☐ Half sliding side windows – No access
- ☐ Windoors
- ☐ Solid – No doors

### TOOLBOX OPTIONS

- ☐ Standard toolboxes
- ☐ Divider kit and shelf options

### PAINT

- ☐ White
- ☐ Black
- ☐ Dove Gray
- ☐ Silver Frost
- ☐ Charcoal
- ☐ Champagne Red
- ☐ Color match paint available



\*Bodies may be shown with optional features

### LADDER RACKS

- ☐ Standard 2-bar aluminum rack
- ☐ 3-bar light duty aluminum rack
- ☐ Prime Design rack options

### INTERIOR LIGHT OPTIONS

- ☐ Multiple interior light options

# KNAPKAP PRO CH

Classically designed, the KnapKap Pro CH matches the cab height of your truck.



\*Body may be shown with optional features

## STANDARD FEATURES/ CONFIGURATION

- **Aluminum frame rear window with glass insert and twist locking system**
- Reinforced commercial fiberglass construction
- Two fiberglass side doors with 3-point latching T-Handles
- Fixed front window
- LED third brake light
- Double bulb rubber rail seal
- LED interior dome light
- Standard interior (No KnapRug headliner)
- Base coat, clear coat, automotive color match paint
- Molded with Advanced Structural Composites (ASC)  
*ASC is a special blend of FRP consisting of polymer resin reinforced with glass, carbon and Kevlar for one of the highest strength to weight ratios in the automotive industry.*

## OPTIONS

- Aluminum framed sliding side windows with glass inserts
- Oversized, curved side sliding windows with removable sliding screens
- Side "windoors"
- Solid sides (no doors or windows)
- Fiberglass rear door panel
- Aluminum toolbox options
- LED toolbox lights
- Multiple ladder rack options
- Cargo slide

# KNAPKAP PRO CH-S

Style and function set the CH-S apart. Designed to match the height of your cab, the contemporary design and all-glass rear window add to the appeal of the Pro CH-S.



\*Body may be shown with optional features

## STANDARD FEATURES/ CONFIGURATION

- **All glass, curved rear window with rotary latches**
- **KnapRug headliner**
- Reinforced commercial fiberglass construction
- Two fiberglass side doors with 3-point latching T-Handles
- Fixed front window
- LED third brake light
- Double bulb rubber rail seal
- LED interior dome light
- Base coat, clear coat, automotive color match paint
- Molded with Advanced Structural Composites (ASC)  
*ASC is a special blend of FRP consisting of polymer resin reinforced with glass, carbon and Kevlar for one of the highest strength to weight ratios in the automotive industry.*

## OPTIONS

- Oversized, curved side sliding windows with removable sliding screens
- Side "windoors"
- Solid sides (no doors or windows)
- Aluminum toolbox options
- LED toolbox lights
- Multiple ladder rack options
- Cargo slide

# KNAPKAP PRO OC

Increase your cargo height with the Pro OC. Combining features of the CH and CH-S, the Pro OC has combined style and efficiency.



\*Body may be shown with optional features

## STANDARD FEATURES/ CONFIGURATION

- **All glass, curved rear window with rotary latches**
- Reinforced commercial fiberglass construction
- Two fiberglass side doors with 3-point latching T-Handles
- Fixed front window
- LED third brake light
- Double bulb rubber rail seal
- LED interior dome light
- Standard interior (No KnapRug headliner)
- Base coat, clear coat, automotive color match paint
- Molded with Advanced Structural Composites (ASC)  
*ASC is a special blend of FRP consisting of polymer resin reinforced with glass, carbon and Kevlar for one of the highest strength to weight ratios in the automotive industry.*

## OPTIONS

- Aluminum framed sliding side windows with glass inserts
- Oversized, curved side sliding windows with removable sliding screens
- Windoors
- Solid sides
- Aluminum toolbox options
- LED toolbox lights
- Multiple ladder rack options
- Cargo slide

# KNAPKAP PRO COVER

Increase your efficiency while protecting your equipment. Built to last, the Pro Cover is the best.



\*Body may be shown with optional features

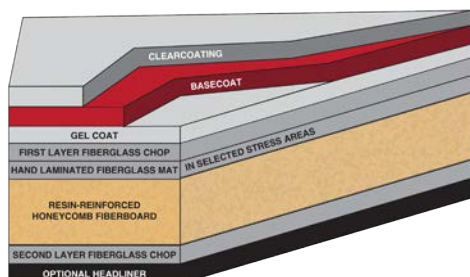
## STANDARD FEATURES/CONFIGURATION

- High strength fiberglass with 1" honeycomb reinforcement
- Low profile with tailgate overlap for extra security
- No-drill, one-piece mounting system
- Built-in rubber seal for protection from the elements
- Stainless steel hinges and heavy duty hardware
- Gas props with special lift assist for easy open-close
- Base coat, clear coat, automotive color match paint
- Key lock rotary latching system for secure storage and fast opening and closing
- Molded with Advanced Structural Composites (ASC)  
*ASC is a special blend of FRP consisting of polymer resin reinforced with glass, carbon and Kevlar for one of the highest strength to weight ratios in the automotive industry.*

## OPTIONS

- KnapRug headliner
- 12V interior light


The core of every Pro Cover is a resin-reinforced honeycomb fiberboard. Combined with two layers of fiberglass, the Pro Cover is an excellent combination of strength and lightweight construction.



**SINCE 1848**


The Knapheide Manufacturing Company  
1848 Westphalia Strasse | Quincy, Illinois 62305

**(217) 222-7131**

 [www.knapheide.com](http://www.knapheide.com)

 [knapheide@knapheide.com](mailto:knapheide@knapheide.com)

**For more information:**



Specifications subject to change without notice.  
Some models shown with optional equipment.